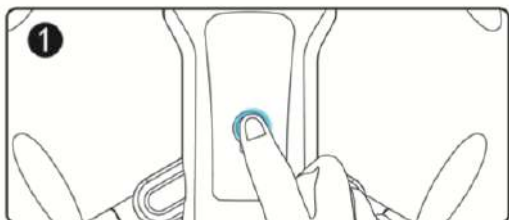


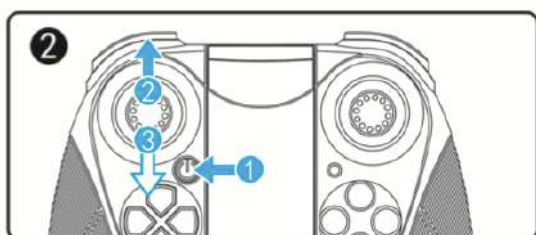
## Flying Fox Quick Start Manual



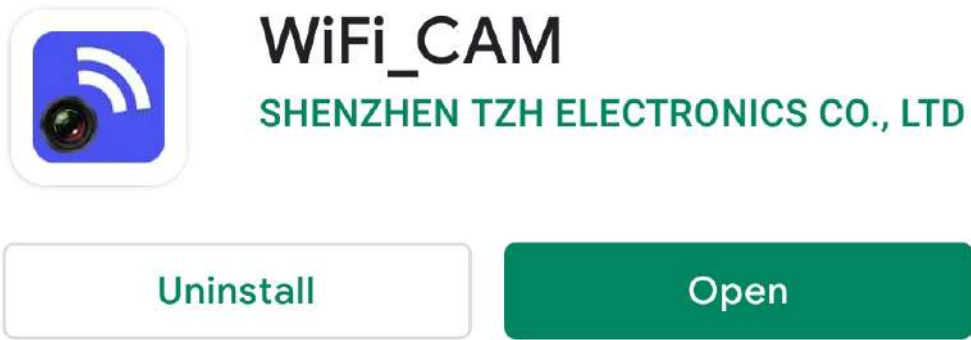
1. Please fully charge the battery before start
2. Press the power on / off button on the drone to turn the power on



3. Press the power on / off button on the controller to turn the power on. Red light on the right will keep flashing, the drone is on a paring mode
4. Push the left hand joystick up , then push it down
5. You will hear a “beep” sound twice, it means controller paring is completed and the red light becomes solid



6. Please download the app from App Store or Google Play and install it



7. Turn on the wifi from your mobile phone and do a quick scan

8. Select **“WIFI\_FPV\_XXX”** and connect

9. Open the app and tap “START” on the top right hand corner



10. The following is the layout of the function keys on your screen and now you are ready to go!

